

EUROPEAN PRIZE FOR APPLIED ARTS

[25.10.2015 - 10.01.2016]

The European Prize for Applied Arts is aimed to reward the best works in the field of contemporary Applied Arts and Designed crafts.

The winners are chosen by a jury composed of international experts, on base of artistic and technical quality, as well as on craftsmanship and innovation criteria.


APPLICATION FORM

(to be sent via www.wetransfer.com exclusively)

Your personal information

Portrait photo insert (jpg, 300 dpi, 5 cm x 5 min)

Click on the image at the center of the blue square to insert the photo.



Please tick the appropriate circle:

- Mr
- Ms

First Name

Family Name

Address + N °

ZIP code

City

Country

Telephone (with country code)

Fax (with country code)

Email address

Website

Place of birth (City - Country)

Date of birth (dd/mm/yy)

Please check the references that suit you:

- Herewith I apply to participate to the European Prize for Applied Arts and accept the terms at the regulations.

- I am a member of WCC-Europe via my national association and I inform to her of possible transport conditions. (Name of the association: _____)

- I live in Belgium. In case of selection, I will deal myself with the transport of my works.

- I am an individual member of WCC-Europe. In case of selection, I will deal myself with the transport of my works.

- I am not a member of WCC-Europe. In case of selection I will deal myself with the transport of my works and pay the fee of 50 euros to the organizer.

- I agree to send by www.westranfer.com all the needed information for the selection, as asked in the regulations.

- I declare that the images I provide may be published, in the frame of this exhibition and its communication campaign, without hurting any copyright.

- I am aware that the insurance during the transport of my works will be my responsibility.

Date:

Signature:

C.V.

Please send us a CV as written in point form (eg Education:; Exhibitions 2014:, 2013:, ect; Prize:; Publications:

Max. 1200 characters, spaces included.

Please take note that your text will appear in "raw" format. Its lay-out will be rearranged by us afterwards. Please keep in mind that the text will automatically be cut as soon as you exceed 1200 signs.

Presentation about your work and concept

Procedures, work characteristics, etc.

Max. 1000 characters, including spaces.


Please take note that your text will appear in "raw" format. Its lay-out will be rearranged by us afterwards.

Please keep in mind that the text will automatically be cut as soon as you exceed 1200 signs. **(Text in French or English only)**

Photos and captions

Photo 1

- ⤵ Each photo has to be labelled starting with the family name of the artist in capital letters, his first name followed by a number. (Eg: DUPONTmarie1) Format: Jpeg - 300 dpi min. - 25 x 25 cm from the shooting - 8 Mo max.
- ⤵ All photos must be sent along with this file, by using www.wetransfer.com exclusively.
- ⤵ For each proposed object is requested 2 photos:
 - for jewellery: 1 photo on a neutral background (obligatory) and 1 photo of the jewel worn (optional),
 - for other works: 2 photos on a neutral background taken from different sides.
- ⤵ Click on the image at the center of the blue square to insert the photo.



Title of work

Year of creation

Materials and techniques

Dimensions in cm (length x width or Ø x height)


Weight in gr

Name of the photographer

Photos and captions

Photo 2

- ⤵ Each photo has to be labelled starting with the family name of the artist in capital letters, his first name followed by a number. (Eg: DUPONTmarie1) Format: Jpeg - 300 dpi min. - 25 x 25 cm from the shooting - 8 Mo max.
- ⤵ All photos must be sent along with this file, by using www.wetransfer.com exclusively.
- ⤵ For each proposed object is requested 2 photos:
 - for jewellery: 1 photo on a neutral background (obligatory) and 1 photo of the jewel worn (optional),
 - for other works: 2 photos on a neutral background taken from different sides.
- ⤵ Click on the image at the center of the blue square to insert the photo.



Title of work

Year of creation

Materials and techniques

Dimensions in cm (length x width or Ø x height)



Weight in gr

Name of the photographer

Photos and captions

Photo 3

- ⤵ Each photo has to be labelled starting with the family name of the artist in capital letters, his first name followed by a number. (Eg: DUPONTmarie1) Format: Jpeg - 300 dpi min. - 25 x 25 cm from the shooting - 8 Mo max.
- ⤵ All photos must be sent along with this file, by using www.wetransfer.com exclusively.
- ⤵ For each proposed object is requested 2 photos:
 - for jewellery: 1 photo on a neutral background (obligatory) and 1 photo of the jewel worn (optional),
 - for other works: 2 photos on a neutral background taken from different sides.
- ⤵ Click on the image at the center of the blue square to insert the photo.



Title of work

Year of creation

Materials and techniques

Dimensions in cm (length x width or Ø x height)


Weight in gr

Name of the photographer

Photos and captions

Photo 4

- ⤵ Each photo has to be labelled starting with the family name of the artist in capital letters, his first name followed by a number. (Eg: DUPONTmarie1) Format: Jpeg - 300 dpi min. - 25 x 25 cm from the shooting - 8 Mo max.
- ⤵ All photos must be sent along with this file, by using www.wetransfer.com exclusively.
- ⤵ For each proposed object is requested 2 photos:
 - for jewellery: 1 photo on a neutral background (obligatory) and 1 photo of the jewel worn (optional),
 - for other works: 2 photos on a neutral background taken from different sides.
- ⤵ Click on the image at the center of the blue square to insert the photo.



Title of work

Year of creation

Materials and techniques

Dimensions in cm (length x width or Ø x height)


Weight in gr

Name of the photographer

Photos and captions

Photo 5

- ⤵ Each photo has to be labelled starting with the family name of the artist in capital letters, his first name followed by a number. (Eg: DUPONTmarie1) Format: Jpeg - 300 dpi min. - 25 x 25 cm from the shooting - 8 Mo max.
- ⤵ All photos must be sent along with this file, by using www.wetransfer.com exclusively.
- ⤵ For each proposed object is requested 2 photos:
 - for jewellery: 1 photo on a neutral background (obligatory) and 1 photo of the jewel worn (optional),
 - for other works: 2 photos on a neutral background taken from different sides.
- ⤵ Click on the image at the center of the blue square to insert the photo.



Title of work

Year of creation

Materials and techniques

Dimensions in cm (length x width or Ø x height)

Weight in gr

Nom du photographe

